



MID AND LONG TERM VASCULAR ACCESS



SecurePortIV™



Catheter Securement Adhesive
Highly Purified Medical Cyanoacrylate




Value Life

Secure Port IV™

A medical device used at the entry site, to limit bleeding, forms a barrier against infection & moisture, and prevents bacteria from entering.¹

Suitable for all venous catheters: Peripheral IV Catheters, Midline, PICC, CVC.¹
SecurePort IV™ is the only cyanoacrylate glue for venous catheters.

Use of cyanoacrylate recommended in International Guidelines⁷⁻⁹



The GAVeCeLT Manual of PICC and Midline²

"Most effective system for preventing bleeding from the skin cut is, application of cyanoacrylate glue around the catheter exit site. CA* seals the skin breach, thereby stopping the bleeding and reducing the risk of catheter displacement and of bacterial contamination by the extraluminal route."


"Glue sealing is highly recommended in the following situations:

1. Evident bleeding at the end of the manoeuvre
2. PICC insertion in patients with predictable coagulation problems (hepatopathy, use of anticoagulants, thrombocytopenia, etc)
3. In patients to be sent home immediately after insertion"

"The best way of obtaining immediate and safe Haemostasis is through CA* glue application. The association of sutureless device + CA* glue + semipermeable transparent membrane will guarantee the utmost stabilisation and protection of the catheter at the exit site."

"Bleeding from the exit site is infrequent and often minimal and can be stopped by gentle active compression for a couple of minutes or preferably by local application of cyanoacrylate glue."

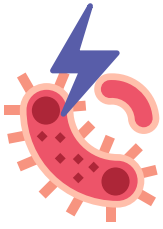
"Cyanoacrylate glue: Although still not recommended by most international guidelines, the use of CA* is spreading among PICC inserters as a highly effective aid in preventing bleeding at the exit site, reducing the risk of early device displacement and reducing the risk of extraluminal contamination of the catheter. The glue is actually applied in very small quantities (0.2-0.3mL) around the exit site, specifically around the catheter in the point it exits from the skin, in order to 'seal' the skin cut. So far, no adverse effects have been identified, either involving patient's skin or catheter materials. CA* glue should also be used for closing skin incisions performed to tunnel PICCs or for sealing the skin over a subcutaneously implanted PICC-port."



British Journal Of Nursing³

"Has a role to play in reducing complications associated with VADs. It should be considered as a new tool for the vascular access toolbox, with cost and time saving benefits as well as the potential to assist in the reduction of CRBSI."

Benefits




Anti-microbial barrier⁶

- Closure of the insertion site acting as a **barrier to liquids and micro-organisms**
- **Bacteriostatic** and **bactericidal** properties of 2-octyl CA **against the main germs responsible for catheter-related infections** (Gram +*, Gram -**, fungi)
- Transparent liquid allowing **direct visualization** of the insertion site



Control of bleeding at the insertion point⁵

- Allows to **significantly accelerate hemostasis** at the insertion site
- Prevention of bleeding, bruising and oozing



Reduction in the frequency of dressing changes⁴

By accelerating hemostasis at the insertion site, glues also **delay the first dressing change** and **reduce the frequency of unplanned changes**. This represents a **reduction in workload** for healthcare professionals.

Thin and precise applicator with **patented design**, created for vascular access

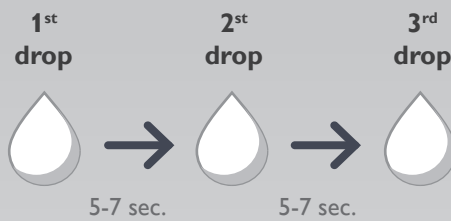
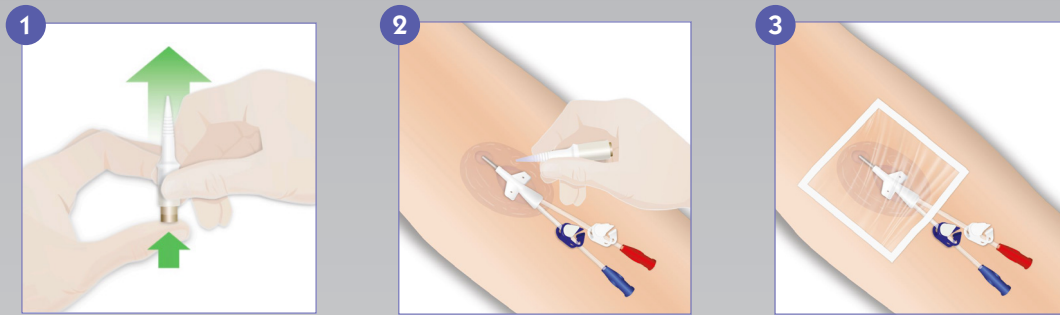
Unique formulation combining **flexibility and fast drying**
(80% 2-octyl CA and 20% n-butyl CA)



Right volume:
0.15 ml

* *Methicillin-resistant Staphylococcus aureus, Staphylococcus epidermidis, Corynebacterium pseudodiphtheriticum, Staphylococcus aureus*
** *Escherichia coli, P aeruginosa, Klebsiella pneumoniae*

Easy and fast application



Complete drying



45 sec.



Code	Packaging
VAHSP-015V50	Box of 50 applicators of 0.15 ml

SecurePort IV™ is a class IIa sterile medical device, compliant with Directive 93/42/EEC, according to Annex II. Device manufactured by Adhezion Biomedical, LLC and distributed by Vygon.

References:

1. Technical File SecurePort IV & IFU
2. The GAVeCeLT Manual of PICC and Midline
3. British Journal of Nursing, 2019, Vol 28, No 19 (IV Therapy Supplement)
4. Kleidon et al. A pilot randomised controlled trial of novel dressing and securement techniques in 101 pediatric patients. J Vasc Interv Radiol. 2017.
5. Zhang et al. Experimental study on the hemostatic effect of cyanoacrylate intended for catheter securement. JVA. 2018.
6. Prince et al. Antibacterial effect and proposed mechanism of action of a topical surgical adhesive. AJIC 2017.
7. AVATAR Organization
8. AVA (Association for Vascular Access)
9. INS (Infusion Nursing Society) Standards of Practice

INTRAVASCULAR THERAPIES

For further information, please contact: marketingbenelux@vygon.com

The specifications shown in this leaflet are for information only and are not, under any circumstances, of a contractual nature.

SA Vygon NV • Haachtsesteenweg 1650 Chaussée de Haecht • 1130 BRUSSELS • BELGIUM
 Tel: +32 (0)2 706 09 50 • www.vygon.be
 Vygon Nederland B.V. • Kerkhofstraat 21 • 5554 HG VALKENSWAARD • NEDERLAND
 Tel: +31 (0)40 208 93 80 • www.vygon.nl
 VY19189 • [in](https://www.linkedin.com/company/vygon) Vygon Benelux

