



MID AND LONG TERM VASCULAR ACCESS

Cyanoacrylate glue for venous catheters



**SecurePortIV™**

Catheter Securement Adhesive  
Highly Purified Medical Cyanoacrylate

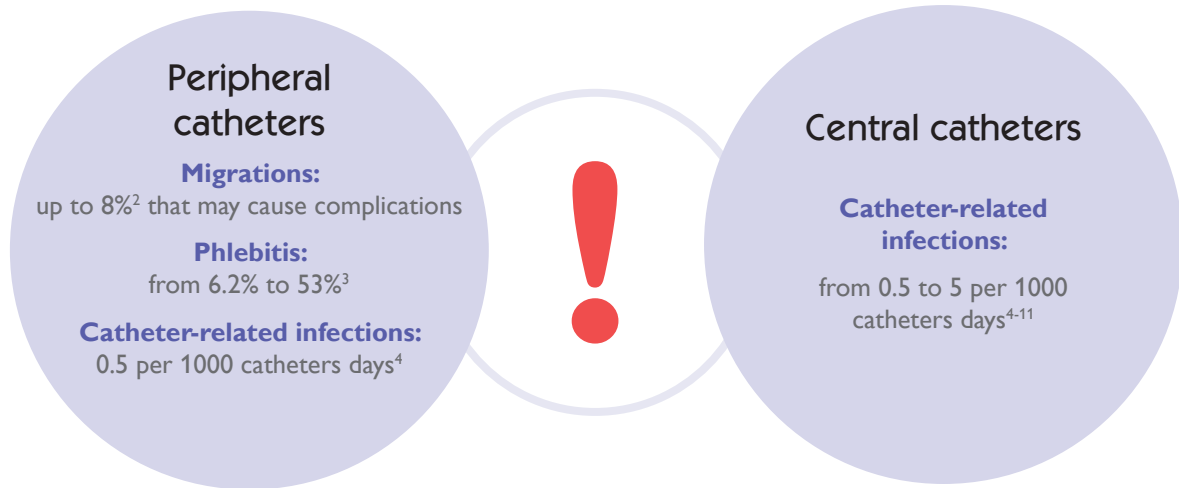


Value Life

# More safety for your vascular access

Nearly 4 million central venous catheters and 300 million peripheral venous catheters are placed each year in Europe.<sup>1</sup>

Despite the increasing adoption of maximal barrier precautions, **complications remain important**. They lead to an increase in patient mortality, as well as an overload of work for healthcare professionals and additional costs for health systems.



## How can we avoid them?

### Introducing Secure Port IV™, the only cyanoacrylate glue designed to secure all your venous catheters (peripheral catheters, Midline, PICC, CVC)

Thin and precise applicator with **patented design**, created for vascular access



Unique formulation combining **flexibility and fast drying** (80% 2-octyl CA and 20% n-butyl CA)

Right volume:  
0.15 ml

## Benefits




### Better stabilization<sup>12-14</sup>

Used in addition to traditional securement devices (adhesive or subcutaneous, sutures), cyanoacrylate glues provide **better stabilization**, reducing the risk of catheter migration and associated complications.



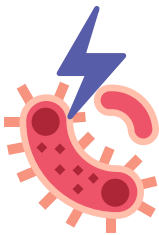
### Control of bleeding at the insertion point<sup>15</sup>

- Allows to **significantly accelerate hemostasis** at the insertion site
- Prevention of bleeding, bruising and oozing



### Reduction in the frequency of dressing changes<sup>13</sup>

By accelerating hemostasis at the insertion site, glues also **delay the first dressing change** and **reduce the frequency of unplanned changes**. This represents a **reduction in workload** for healthcare professionals.



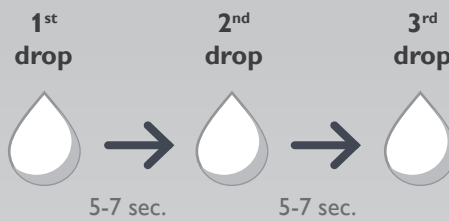
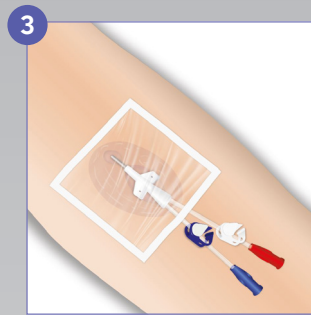
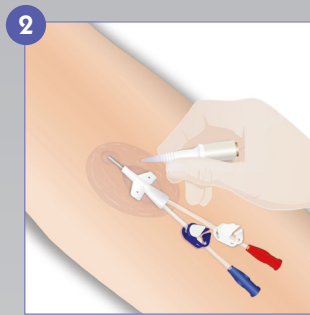
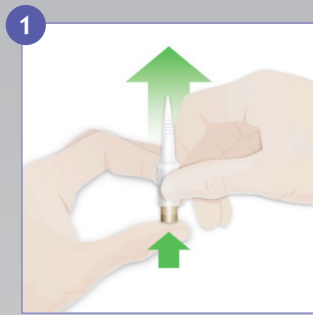
### Anti-microbial barrier<sup>16</sup>

- Closure of the insertion site acting as a **barrier to liquids and micro-organisms**
- **Bacteriostatic** and **bactericidal** properties of 2-octyl CA **against the main germs responsible for catheter-related infections** (Gram +\*, Gram -\*\*, fungi)
- Transparent liquid allowing **direct visualization** of the insertion site

Use of cyanoacrylate glue recommended in international guidelines<sup>17-19</sup>

\* Methicillin-resistant *Staphylococcus aureus*, *Staphylococcus epidermidis*, *Corynebacterium pseudodiphtheriticum*, *Staphylococcus aureus*  
\*\* *Escherichia coli*, *P. aeruginosa*, *Klebsiella pneumoniae*

# Easy and fast application



**Complete drying**



**45 sec.**



Code	Packaging
VAHSP-015V50	Box of 50 applicators of 0.15 ml

SecurePortIV™ is a class IIa sterile medical device, compliant with Directive 93/42/EEC, according to Annex II. Device manufactured by Adhezion Biomedical, LLC and distributed by Vygon.

## References:

- Rapport iData 2014. Estimations marché 2019.
- Carr et al. From insertion to removal: A multicenter survival analysis of an admitted cohort with peripheral intravenous catheters inserted in the emergency department. *Infection Control & Hospital Epidemiology* (2018)
- Anderson et al. Midline Catheters, The Middle Ground of Intravenous Therapy Administration. *J Infus Nurs.* 2004 Sep-Oct;27(5):313-21.
- Maki et al. The Risk of Bloodstream Infection in Adults With Different Intravascular Devices: A Systematic Review of 200 Published Prospective Studies. *Mayo Clin Proc.* 2006;81(9):1159-1171.
- Al Raiy et al. Peripherally inserted central venous catheters in the acute care setting: A safe alternative to high-risk short-term central venous catheters. *Am J Infect Control* (2010) 38:149-53.
- Chopra et al. Bloodstream Infection, Venous Thrombosis, and Peripherally Inserted Central Catheters: Reappraising the Evidence. *The American Journal of Medicine* (2012) 125, 733-741.
- Grau et al. Complications with peripherally inserted central catheters (PICCs) used in hospitalized patients and outpatients: a prospective cohort study. *Antimicrobial Resistance and Infection Control* (2017) 6:18.
- Leroyer et al. Prospective follow-up of complications related to peripherally inserted central catheters. *Médecine et maladies infectieuses* 43 (2013) 350-355.
- Parianti et al. Intravascular Complications of Central Venous Catheterization by Insertion Site. *N Engl J Med* (2015) 373:1220-9.
- Tacconelli et al. Epidemiology, medical outcomes and costs of catheter-related bloodstream infections in intensive care units of four European countries: literature- and registry-based estimates. *Journal of Hospital Infection* (2009) 72, 97-103
- Van der Kooij et al. Prevention of hospital infections by intervention and training (PROHIBIT): results of a pan-European cluster-randomized multicentre study to reduce central venous catheter-related bloodstream infections. *Intensive Care Med* (2017).
- Rickard et al. A 4-arm randomized controlled pilot trial of innovative solutions for jugular central venous access device securement in 221 cardiac surgical patients. *J Crit Care*. 2016
- Kleidon et al. A pilot randomised controlled trial of novel dressing and securement techniques in 101 pediatric patients. *J Vasc Interv Radiol.* 2017.
- Ullman et al. Innovative dressing and securement of tunneled central venous access devices in pediatrics: a pilot randomized controlled trial. *BMC Cancer*. 2017.
- Zhang et al. Experimental study on the hemostatic effect of cyanoacrylate intended for catheter securement. *JVA*. 2018.
- Prince et al. Antibacterial effect and proposed mechanism of action of a topical surgical adhesive. *AJIC* 2017.
- AVATAR Organization
- AVA (Association for Vascular Access)
- INS (Infusion Nursing Society) Standards of Practice

## INTRAVASCULAR THERAPIES

**For further information, please contact: [marketingbenelux@vygon.com](mailto:marketingbenelux@vygon.com)**

The specifications shown in this leaflet are for information only and are not, under any circumstances, of a contractual nature.

SA Vygon NV • Haachtsesteenweg 1650 Chaussée de Haecht • I 130 BRUSSELS • BELGIUM

Tel: +32 (0)2 706 09 50 • [www.vygon.be](http://www.vygon.be)

Vygon Nederland B.V. • Kerkhofstraat 21 • 5554 HG VALKENSWAARD • NEDERLAND

Tel: +31 (0)40 208 93 80 • [www.vygon.nl](http://www.vygon.nl)

VY19189 • [in](https://www.linkedin.com/company/vygon) Vygon Benelux

