VASCULAR ACCESS

Peripherally Inserted Central Venous Catheter

lifecath PICC & maxflo CT

Minimum complications
Maximum longevity
& great choice

325 psi
Up to 7 cc/s

VYGON
Value Life

A complete PICC range

Vygon strives to provide clinicians and patients with vascular access products of the highest quality.

The Vygon life**cath** PICC range is intended for use in patients who require mid to long-term IV therapy. It may be used to administer fluids, antibiotics, chemotherapy, parenteral nutrition, pain management drugs, and for blood sampling.
The Vygon PICC range is designed with smart integrated solutions to come closer to the zero complication target.

Maximum longevity

Our Vygon PICCs are manufactured from long-term biostable polyurethane: offering extended dwell times to suit all therapy requirements. Long-term biostable polyurethane provides good mechanical and biochemical stability throughout treatment.

life**cath** PICC

life**cath** PICC catheters are designed for ambulatory patients who require short to long term central venous access.

max**flo** & high flow applications

max**flo CT RATED** can be used whenever a PICC is indicated, including high-pressure administration. To allow radiologists to get the best CT scan image quality, maxflo is designed to withstand injection of high-viscosity contrast medium **from 5ml/s to 7ml/s, with a CT injector pressure of up to 325psi** (22.4bar) .



CT compatible max**flo**® expert **:**

- Allows flow rates up to 6 cc/s and **makes possible the CT examination of a widest number of organs**[1].
- Is compatible with **325 psi which is the pressure limit of new generations of CT contrast media injectors** (pre-settings at 325 psi)[2]

Parameters	Angiography	CT	MRI
Flow rates	**0-40 cc/s**	**0,1-7 cc/s**	**0,1-7 cc/s**
Injectors pressure limit	**1200 psi**	**325 psi**	**325 psi**

Source : ECRI Report 2009 : Injectors, Contrast Media, Angiography, CT

Agion antimicrobial technology efficiency

> “Testing a range of medical-grade polymers, Sciessent found that those treated with Agion® antimicrobial technology killed more than 99 percent of antibiotic-resistant pathogens. In the case of multiple types of central-venous catheters, MRSA was reduced between 99.56 percent and 99.999 percent and CRE was eliminated by 99.9999 percent or more – with no viable bacteria detected 24 hours after inoculation for most catheter types.”
>
> Megan Coyle, Wakefield, MA (PRWEB) May 04, 2015

1 -ECRI Report 2009 : Injectors, Contrast Media, ANgiography, CT
2- Medrad Spectris, Stellant D et Sx, Guerbet Optivantage DH

Features and benefits

bionector TKO® ● ● ●
Needlefree connector with neutral flush, split septum, low dead space

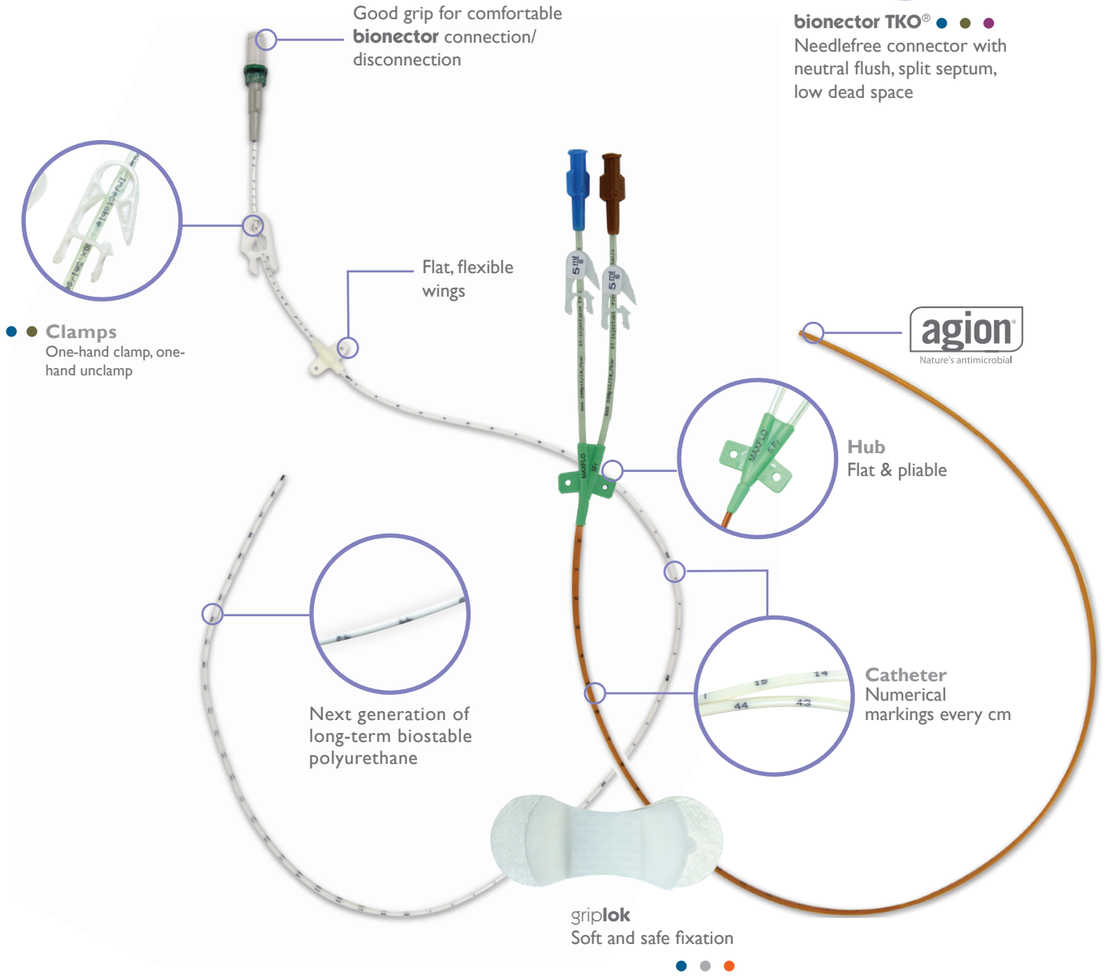

Benefits for your patient

- Good mechanical and biochemical stability throughout treatment
- Contamination and infection risks are reduced
- Lower risk of occlusion, infection, air embolism
- Safe CT injections
- Agion™ is a compound of inorganic silver ions which maintains an antimicrobial surface to help control infection
- Soft and comfortable, lower risk of infection, mechanical phlebitis and dislodgement

2 solutions for safe PICC insertion

A Vygon PICC **comes with:**

- either a **peelable cannula**, with easy check of blood return

- or with a **Micro Seldinger introducer** set which allows placement with ultrasound in the middle third of the upper arm

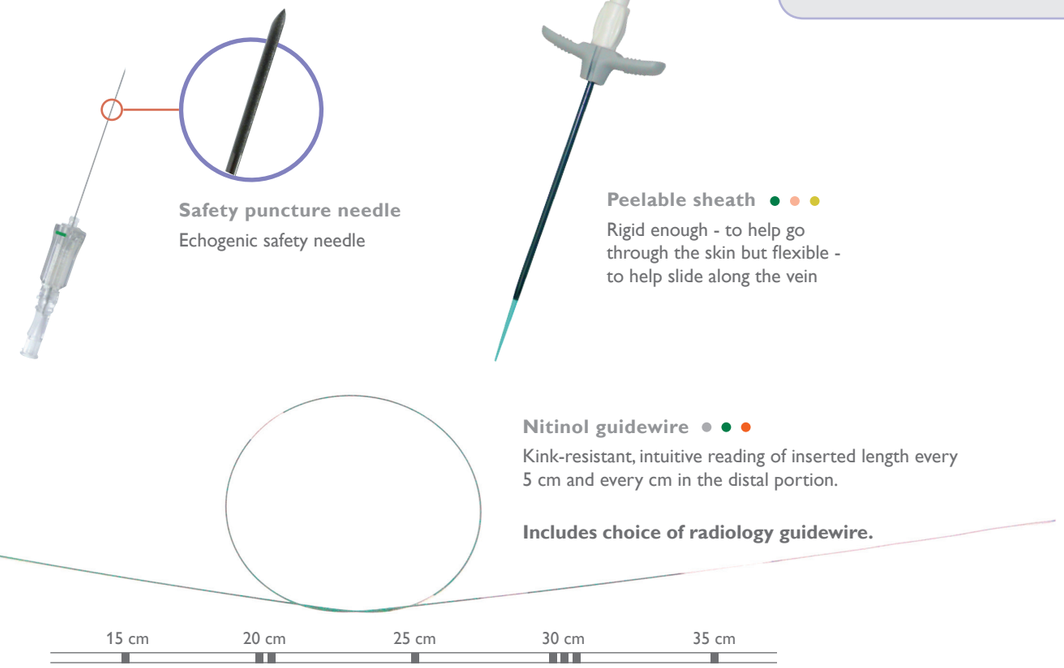

To lower a complication follow the colour:

- Infection
- Misplacement
- Thrombosis
- Needle stick injury
- Air embolism
- Hemorrhage
- Tamponade
- Haematoma

Benefits for you

- Smooth dilator/sheath transition, for easier insertion through skin and vein, reducing vessel trauma
- Ultrasound vein location easier and faster, higher insertion success rate
- Guidewire insertion is faster and smoother

PICC insertion pack

> *Use maximal sterile barrier precautions, including the use of a cap, mask, sterile gown, sterile gloves, and a sterile full body drape, for the insertion of CVCs, PICCs, or guidewire exchange*

2011 Guidelines for the Prevention of Intravascular Catheter Related Infections (Centre for Disease Control)

Skin preparation

Ultrasound probe cover with gel

Pre-filled syringes with saline

Needles

Disposafe – needle protector

Gown

Tourniquet

Tray

5ml Luer slip

Swabs 10 x 10 cm



Drape towel + table cover 75 x 90 cm

Kit Contents

1 Tray
2 Gallipots (1 red & 1 white)
2 Sponge sticks
10 Non-woven XRO swabs 10x10 cm
1 Drawing up needle (BD)
1 21G x 40 mm hypodermic needle
1 25G x 16 mm hypodermic needle
2 Pre-filled syringes with saline 10 ml
1 Luer slip syringe 5 ml
1 Full body PICC drape
1 Ultrasound gel
1 Probe cover
1 vene **K**
1 Disposafe
1 Gown
1 Drape towel 75 x 90 cm
1 Outer drape

Pack advantages & Benefits

The Vygon PICC insertion pack fulfills the current CDC guidelines offering a large sterile base and patient drape to minimize the risk of accidental catheter contamination.

All the components you need in one convenient pack

► Reduces set up time and is cost effective

Peelable edge
Facilitate the removal of the drape with the PICC in place

Full body drape
Maximum barrier to reduce risks of nosocomial infections
No desterilization of the guidewire

Both left & right access
Allows drape use for either arm

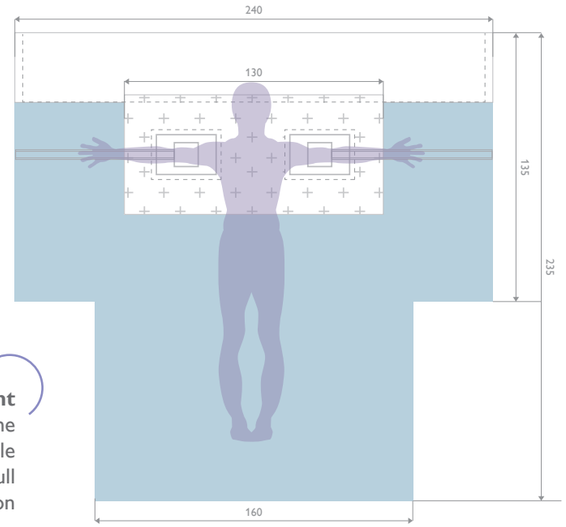



Adhesive fenestrated windows
Prevents drape movement during placement and risk of bacteria migration to the insertion site

Reduced weight
Cut out makes the drape easier to handle whilst maintaining full barrier protection

Large transparent window
Allows sterile use of ultrasound probe along the upper arm

Polyethylene coating on the patient side
Protects the patient from liquids

Absorbent non-woven material
Provides great absorption of liquid

Ordering code	Minimum order	Quantity	Pack size
80199.2214	6 units	6/box	39 x 27 x 11 cm

PICC dressing change pack

Masks

dermafilm

Swabs

Gloves

bionector TKO®

griplok



Drape towel

Syringe 10 ml

Syringe pre-filed 10ml

Kit Contents

1 White hat
2 Mask high filtration with rubber band
1 Drape towel 45 x 45 cm
1 Strips adhesive 148 x 12.5 mm per 2
1 Outer wrap 75 x 50 cm
4 Glove nitrile size 7/8 (hands cuff)
1 Syringe 10 ml LL
1 Syringe pre-filed 10 ml with Nacl 0.9%
1 Needleless connector: **bionector**
10 Swabs 7.5 x 7.5 cm, 4 ply, non woven
1 griplok 3 in 1
1 dermafilm 20 x 15 cm

Did you know ?

Using sutureless fixations

Using a sutureless fixation device instead of sutures significantly decreases the bloodstream infection rate.

Yamamoto AJ et al., J Vasc Interv Radiol. 2002 -

Vygon griplok is a reliable, soft and comfortable sutureless fixation device which comes in every Vygon PICC tray. It is also available in an individual sterile package.

Ordering code	Quantity
96.90.0554	40 units/box

References

• lifecath PICC

Code				Material	Lumen	Size	Ext. Ø	Overall Length	Catheter Length	Gravity flow rate	Priming Volume
With Peelable Cannula	With Micro Seldinger Kit 50 cm guidewire	With Micro Seldinger Kit 67cm guidewire for fluoroscopy	Over-the-wire Seldinger 135cm guidewire for fluoroscopy			Fr Ø	mm	cm	cm	ml/mn	ml
1294.13	1294.113			PUR	1	3	1.0	75	60	1.6	0.46
1294.14	1294.114	1294.414	1294.514	PUR	1	4	1.35	75	60	9.4	0.66
1294.15	1294.115	1294.415	1294.515	PUR	1	5	1.67	75	60	36	1.0
1294.245	1294.345	1294.445	1294.545	PUR	2	4.5	1.5	71.5	60	8.2/8.2	0.51/0.51
8294.13				PUR (<30 days)	1	3	1.0	75	60	1.6	0.46
8294.14				PUR (<30 days)	1	4	1.35	75	60	9.4	0.66

Tray description

- lifecath PICC with pre-mounted stylet in temporary T-piece flush port
- Peelable cannula option: peelable cannula
- Micro Seldinger kit option: 21G safety echogenic puncture needle, Nitinol guidewire with thumb-feeder, Ø 0.46mm - L. 500mm/670mm/1350mm, 7cm peelable sheath, safety scalpel
- **bionector**
- Tape measure
- lifecath PICC griplok 5804.04

• maxflo expert (Polyurethane)

Lumen	Ø (Fr)	Ext Ø (mm)	Lenght (cm)	Gravity Flowrate (mL/min)	Primming Volume (mL)	Maximum Flow rate	Maximum Pressure	Product codes		
								MST kit with 50 cm guidewire	MST kit with 67 cm guidewire	MST kit with 135 cm guidewire
1	4	1.35	55	19	0,8	5 ml/s	325psi (22.4bar)	8394.14*	8394.414*	8394.514*
1	5	1.70	55	28	0,8	6 ml/s	325psi (22.4bar)	8394.15**	8394.415**	8394.515**
1	5	1.75	55	46	1	7 ml/s	325psi (22.4bar)	8394.105*	8394.405*	8394.505*
2	5	1.75	55	9 (x2)	0,75(x2)	5 ml/s	325psi (22.4bar)	8394.25*	8394.425*	8394.525*
2	6	2.0	55	14 (x2)	0,8 (x2)	5 ml/s	325psi (22.4bar)	8394.26**	8394.426**	8394.526**
2	6	2.0	55	14 (x2)	0,8(x2)	6 ml/s	325psi (22.4bar)	8394.206*	8394.406*	8394.506*
3	6	2.0	55	4 (x2) 10	0.45 (x2) 0.85	5 ml/s	325psi (22.4bar)	8394.36*	8394.436*	8394.536*

* with reverse tapering (bump tube) / ** with cylindrical tube

Tray description

- maxflo expert PICC with pre-mounted stylet in temporary T-piece flush port
- 21G safety echogenic puncture needle
- Nitinol guide wire with thumb-feed advancer, Ø 0.46mm x L. 50cm/67cm/135cm
- 7cm peelable sheath
- Scalpel
- **bionector**
- maxflo griplok 5804.10

Why choose **bionector**?

• Neutral Fluid Displacement

This means that a specific post flushing clamping sequence is not essential as it is with positive and negative fluid displacement connectors.

• Low Priming Volume

Suitable for clinical applications where very low priming volumes and dead space are required. **bionector** has a priming volume of just 0.02ml.

• Direct Fluid Pathway

Proven 'flushable' due to its straight fluid pathway. We can prove that macro and microscopic particles, for example blood, can be successfully flushed from the device.

• Cleanable Membrane

Proven 'cleanable' using the latest disinfectants. **bionector** has a smooth easy to swab membrane that fits very tightly into the device's housing.

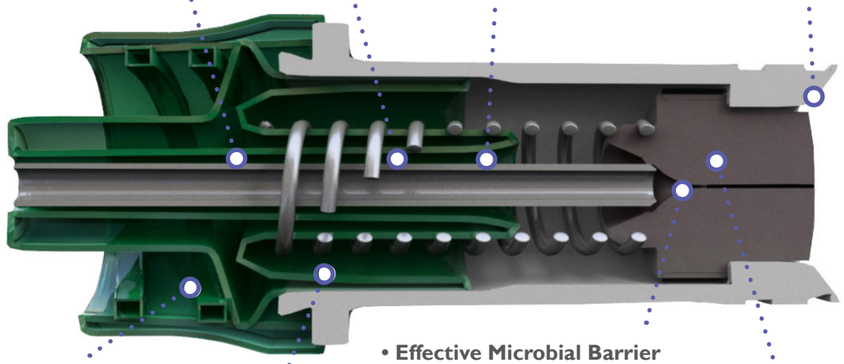

• MRI Compatible

Proven not to represent any risk to either patient or practitioner during an MRI of up to 3 Teslas.

• Effective Microbial Barrier

Supported by numerous microbiological studies which conclude that microbial ingress does not occur.

• High Pressure Compatibility (CT-Rated)

Approved for use with power injectors.

. Maximum pressure resistance: 350 psi
. Maximum flow rate: > 10 ml/s.

• Split Septum Technology

Split septum needleless connectors have demonstrated a lower incidence of CRBSI than other designs of connector.

Technical specifications	
Latex-free	Yes
Maximum number of activations	360
Flow rate at gravity	105ml/min
Priming volume	0.02ml
MRI compatible	Yes
Blood compatible	Yes
Lipids resistant	Yes
Alcohol resistant	Yes
Chlorhexidine resistant	Yes

bionector reduces the risk of unplanned complications of IV Therapy



• Air embolus

Opening the female hub of a Vascular Access Device (VAD) can allow fatal volumes of air to be entrained.

bionector automatically closes once a syringe or fluid administration set is removed thus eliminating the risk of air embolus.

• Catheter Occlusion

Blood reflux into the distal tip of a VAD when disconnecting a male Luer device such as a medication syringe or IV administration set can result in catheter occlusion.

bionector is a neutral pressure needleless connector which means that there is no blood aspirated into the tip of the catheter when a syringe or fluid administration set is removed.

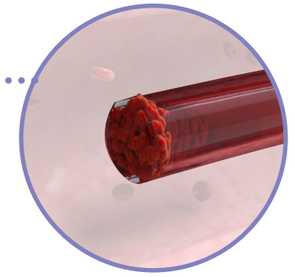

• Infection

Repeated exposure of the female hub of a VAD to the atmosphere can increase the risk of bacterial colonization and catheter related bloodstream infection (CRBSI).

bionector provides an easy to clean barrier to the patient's vascular access device, thus reducing the risk of CRBSI.

• Needle-Stick injury and blood exposure

The use of injection membranes to access a VAD can result in a needle-stick injury to the healthcare worker. Also, opening the female hub of vascular access device can allow reflux of the patient's blood.

bionector eliminates both catheter access associated needle-stick injury and care-giver blood exposure.

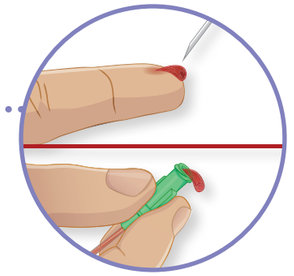

INTRAVASCULAR THERAPIES

For further information, please contact: marketingbenelux@vygon.com

The specifications shown in this leaflet are for information only
and are not, under any circumstances, of a contractual nature.

SA Vygon NV • Haachtsesteenweg 1650 Chaussée de Haecht • 1130 BRUSSELS • BELGIUM
Tel: +32 (0)2 706 09 50 • www.vygon.be
Vygon Nederland B.V. • Kerkhofstraat 21 • 5554 HG VALKENSWAARD • NEDERLAND
Tel: +31 (0)40 208 93 80 • www.vygon.nl
VY19065 • Vygon Benelux

DB CATH 14 252 E - 10/17